

# STORAGE, HANDLING & SAFETY GUIDELINES

**⚠ DANGER**

To assure optimum performance and safe handling, International Beams I-Joists must be stored and applied properly. The following guidelines will help protect joists from damage in storage, during shipment, and on the construction site, and protect the installer from jobsite injury.

## Storage and Handling

1. Store, stack and handle IB I-Joists vertically and level only.
2. Do not store IB I-Joists in direct contact with the ground and / or flatwise.
3. Protect IB I-Joists from weather, and use stickers to separate bundles.
4. When handling IB I-Joists with a crane on the job site (“picking”), take a few simple precautions to prevent damage to the IB I-Joists and injury to your work crew.
  - a. Pick IB I-Joists in bundles as shipped by supplier.
  - b. Orient the bundles so that the webs of the IB I-Joists are vertical.
  - c. Pick the bundles at the 5th points, using a spreader bar if necessary.
5. To further protect IB I-Joists from dirt and weather, do not open bundles until time of installation.
6. Take care not to damage IB I-Joists with forklifts or cranes.
7. Do not twist or apply loads to the IB I-Joist when horizontal.
8. Never use or try to repair a damaged IB I-Joist.

Illustration 1

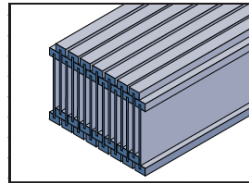


Illustration 2




Illustration 3

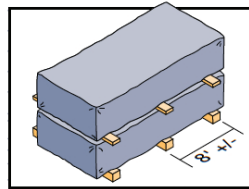


Illustration 4

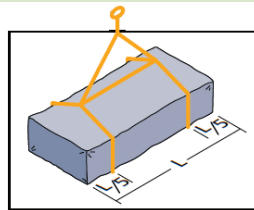


Illustration 5

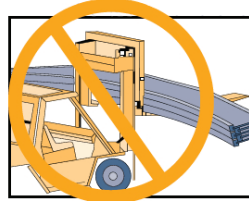


Illustration 6

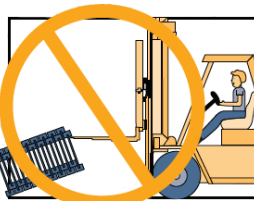


Illustration 7

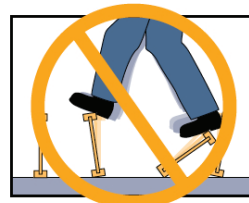
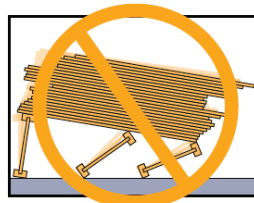


Illustration 8



## Safety Tips

1. Do not allow workers to walk on IB I-Joists until joists are fully installed and braced, or serious injuries can result.
2. Never stack building materials over unsheathed IB I-Joists. Stack only over beams or walls.
3. IB I-Joists are not stable until completely installed, and will not carry any load until fully braced and sheathed.

